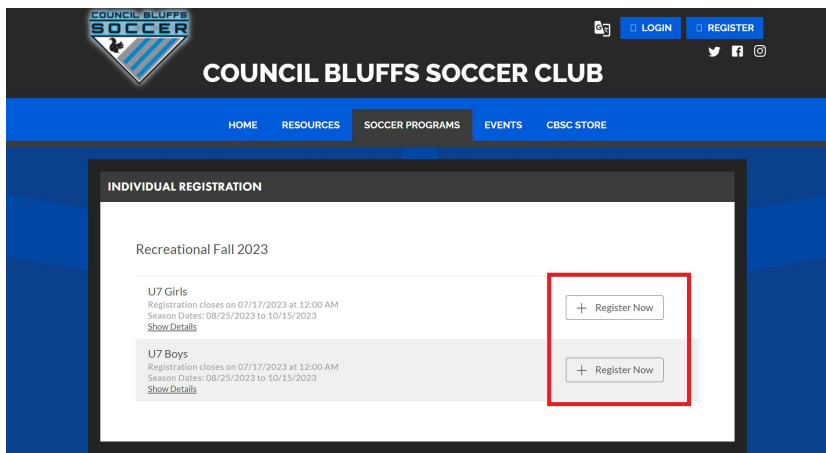


# Sports Connect Registration Guide

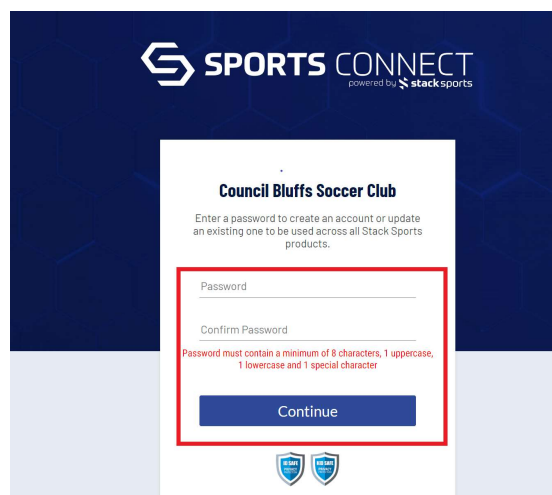
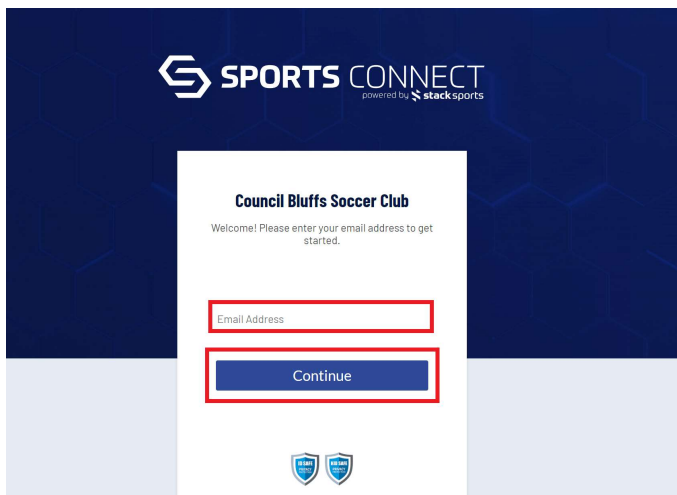
Monday, May 15, 2023 9:17 PM

Click the **Register Now** button next to the Division you are registering for:




If you already have an account, Click Login on the top right and skip to the player registration steps.

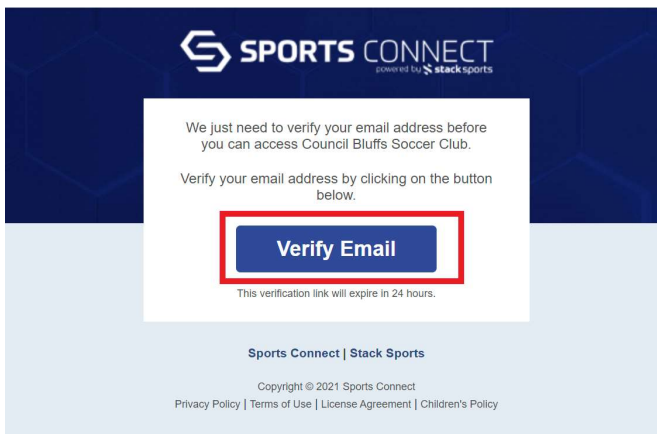
After Selecting Register enter email address and create a password



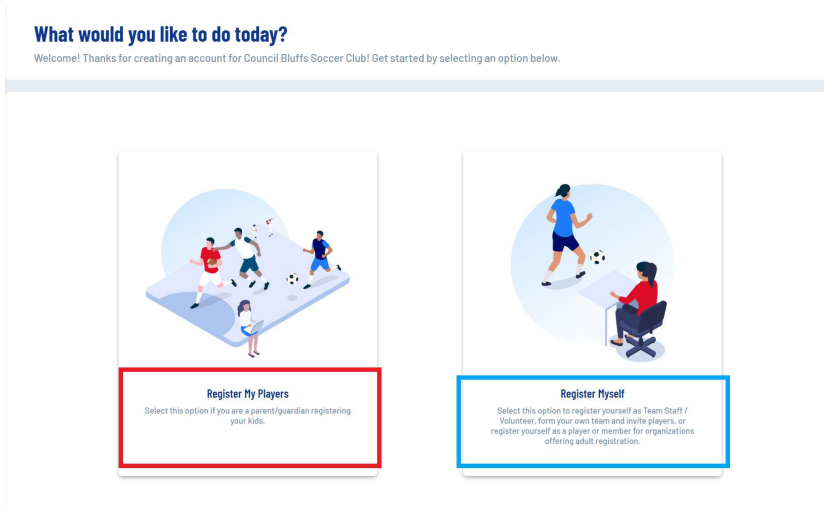
If your username/password combination is accepted, you'll see the screen below.



You will need to them open your email and click on VERIFY EMAIL



You will them be redirected back to your Sports Connect account and will be given the screen below



If you are registering your CHILD Select REGISTER MY PLAYERS

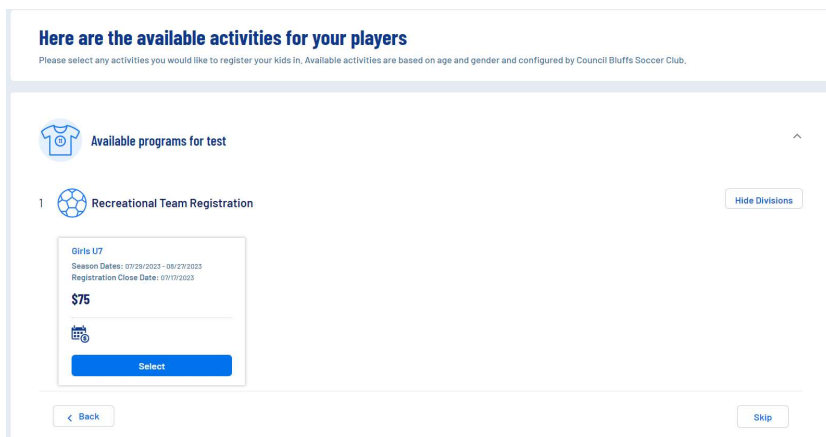
Or if you are registering as a Volunteer or Coach Select REGISTER MYSELF

Select the appropriate number of players, then begin filling out their registration information

Please be sure to select the appropriate Date of Birth and Gender fields - these are the parameters that decide which programs/divisions are available for registration

Fields marked with an asterisk are required and can not be bypassed

After entering Player Information, select the appropriate available activity:



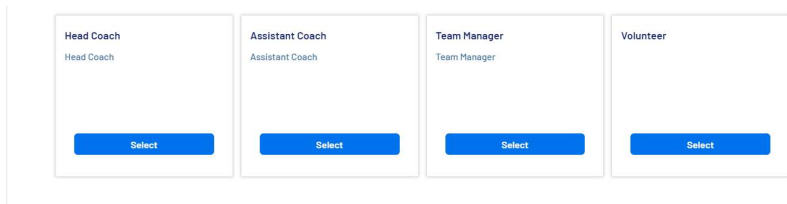
Players are eligible for Programs/Divisions based on the settings configured by your league. If you aren't seeing the appropriate Program/Division, please check your player's Gender/Date Of Birth, then reach out to your league directly for more assistance.

Use the View Description link for more information about the available Programs.

After selecting a Program/Division, fill out the rest of the questions required by your organization and continue to the next step.

## Signup for a Team Staff Position

This step allows you to sign yourself or another adult up as a volunteer.



The Program/Division your players are registering for will appear first; use the Show All Available Opportunities button to see other available positions

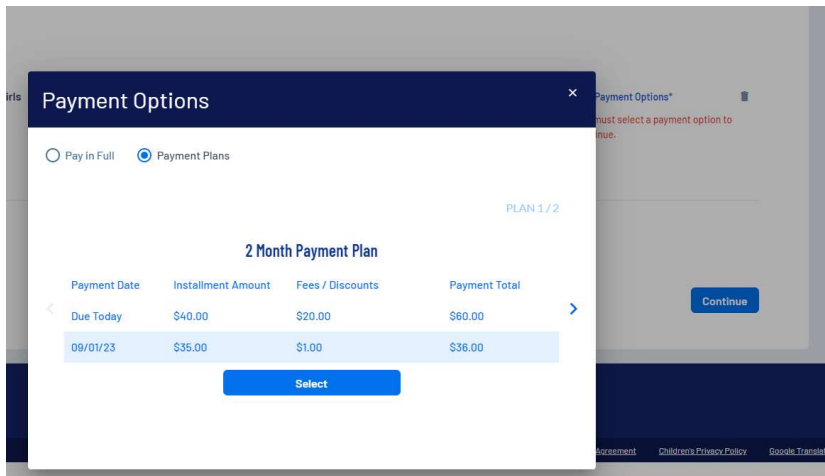
After selecting a position - either select yourself or sign up another user for the role, then complete the appropriate registration questions

If you select another user - the software will email the user a link to create an account to complete the registration process

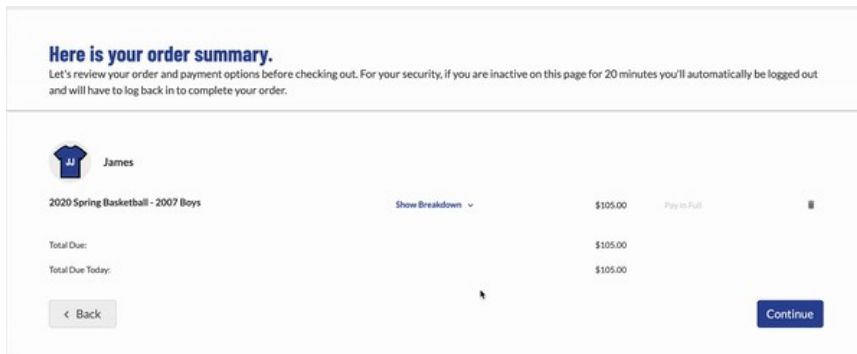
If you are only completing a Volunteer/Team Staff registration, your order is complete! If you've reached this step after registering a player, please continue to the Order Summary page.

You will also be able to choose from a few payment plans, choose the payment plan that you would like or choose Pay

in Full



Finally, review your Order Summary and Submit your Order



Credit Card charges will appear on your statement will appear as "Sports Connect Sport Reg"

After Registering you can login to your account and view your balance online, view your calendar, view volunteer opportunities or send messages to coaches and other team staff.

